



Humboldt County Public Works Department

Local Road Safety Plan

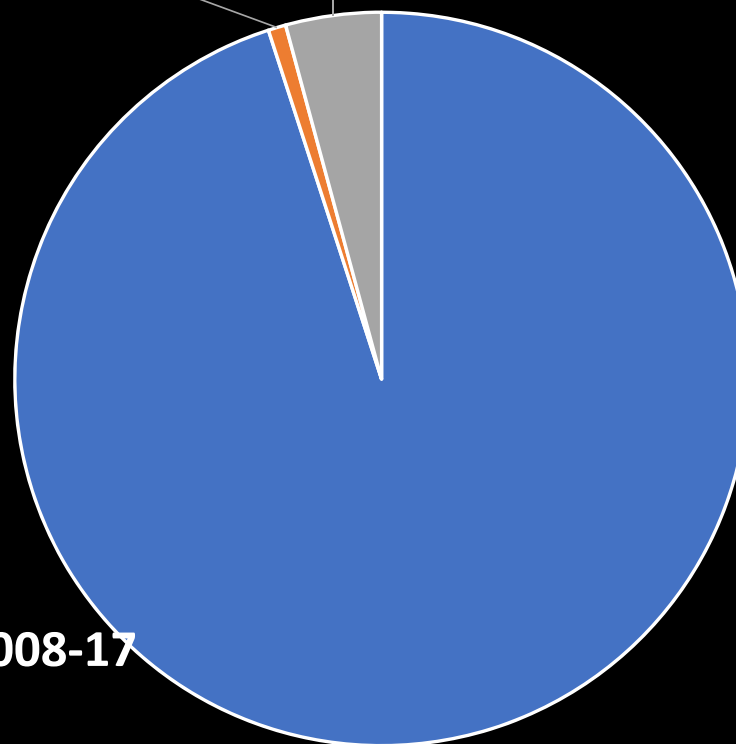


Local Road Safety Plan



Humboldt County Public Works Department Local Road Safety Plan

■ Serious = 194 (4%)
■ Fatal = 36 (1%)



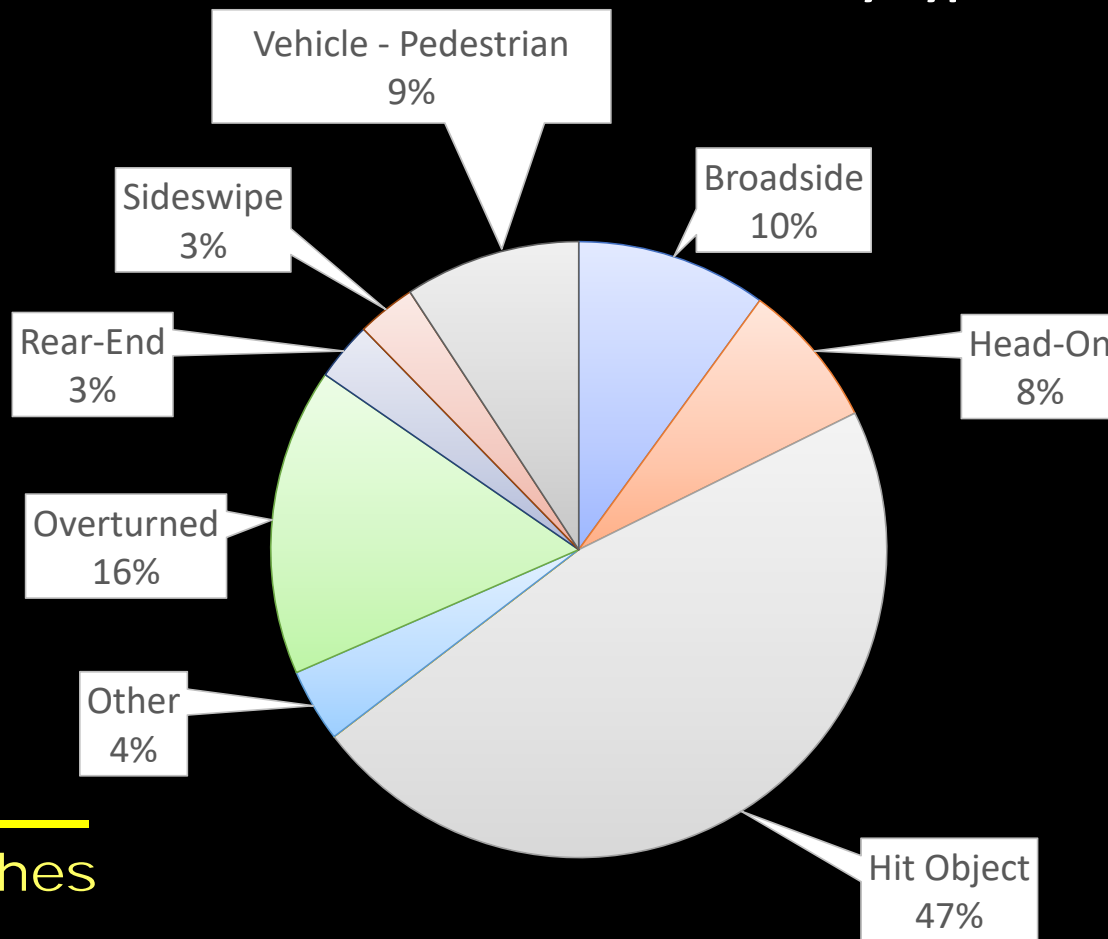
Collision Severity Summary 2008-17
4,375 Total Crashes



Humboldt County Public Works Department

Local Road Safety Plan

Collisions by Type 2008-17



47% Hit Object
+16% Overturn
+ 8% Head On
+ 3% Sideswipe

=74% Lane Departure Crashes



Humboldt County Public Works Department

Local Road Safety Plan

Engineering Countermeasures:

- Analyze horizontal curves for additional signing
- Evaluate passing & no-passing zones; add turnouts
- Clear roadside vegetation in concert with Community Wildfire Plans



Humboldt County Public Works Department

Local Road Safety Plan

Engineering based lane departure countermeasure



Local Road Safety Plan



Humboldt County Public Works Department

Local Road Safety Plan

Landowner installed lane departure countermeasure (installed outside the public right of way)



Local Road Safety Plan



Humboldt County Public Works Department

Local Road Safety Plan

Landowner installed lane departure countermeasure
(installed outside the public right of way)



Local Road Safety Plan

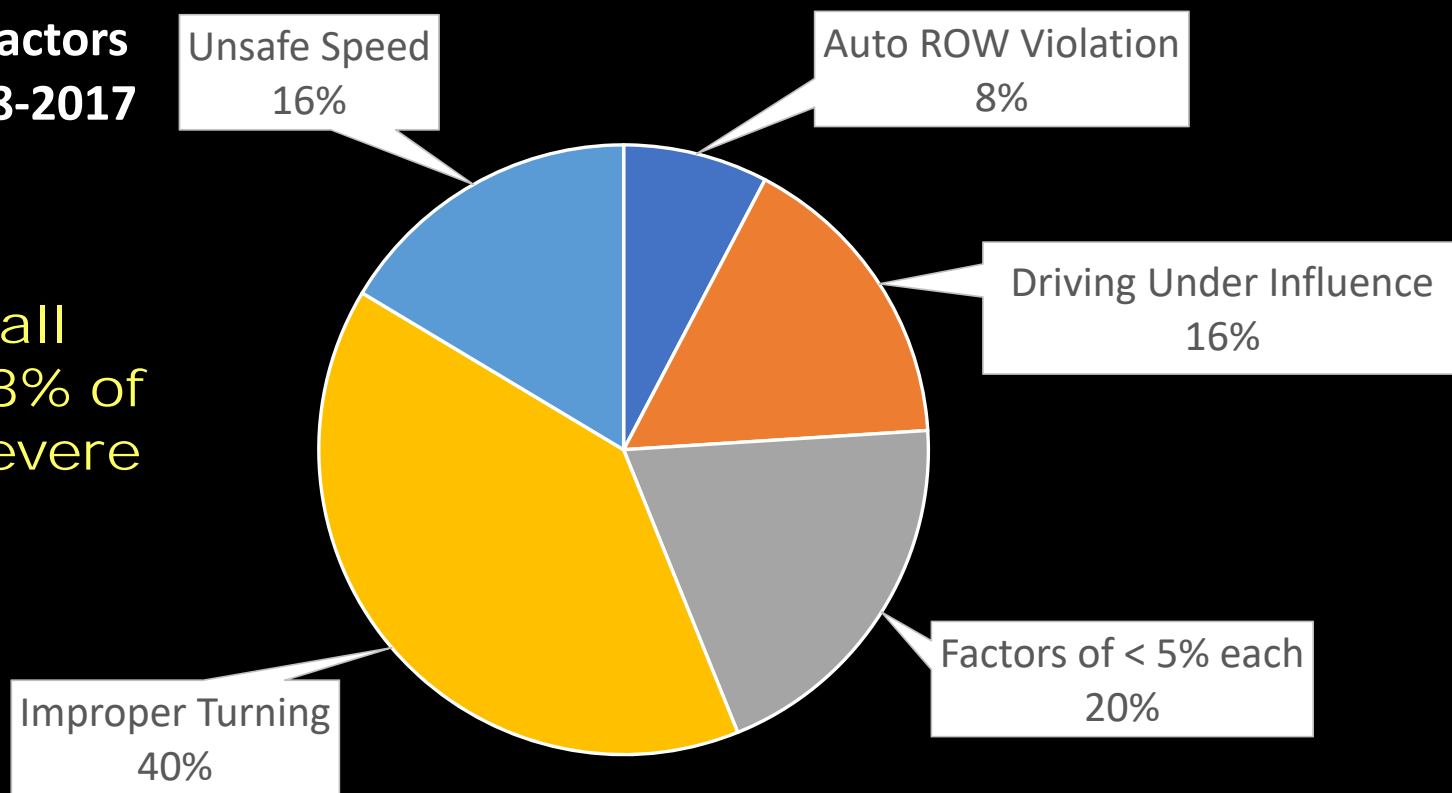


Humboldt County Public Works Department

Local Road Safety Plan

Primary Collision Factors for All Crashes 2008-2017

DUI is 16% of all crashes but 38% of all fatal and severe crashes!





Humboldt County Public Works Department

Local Road Safety Plan

Non-Engineering Countermeasures:

- Work with District Attorney, Public Defender and Probation to develop 24-7 pilot program



Humboldt County Public Works Department

Local Road Safety Plan

Next Steps:

- Continue to evaluate
- Safe Routes to School Committee Input (CHP, Schools, non-profits, public health)
- Public Outreach and Education regarding DUI



Humboldt County Public Works Department

Local Road Safety Plan



Despite all engineering, DUI is still a problem!